



Better understanding of yourself





Precise

professional algorithm +4 patented
sensor with high precision

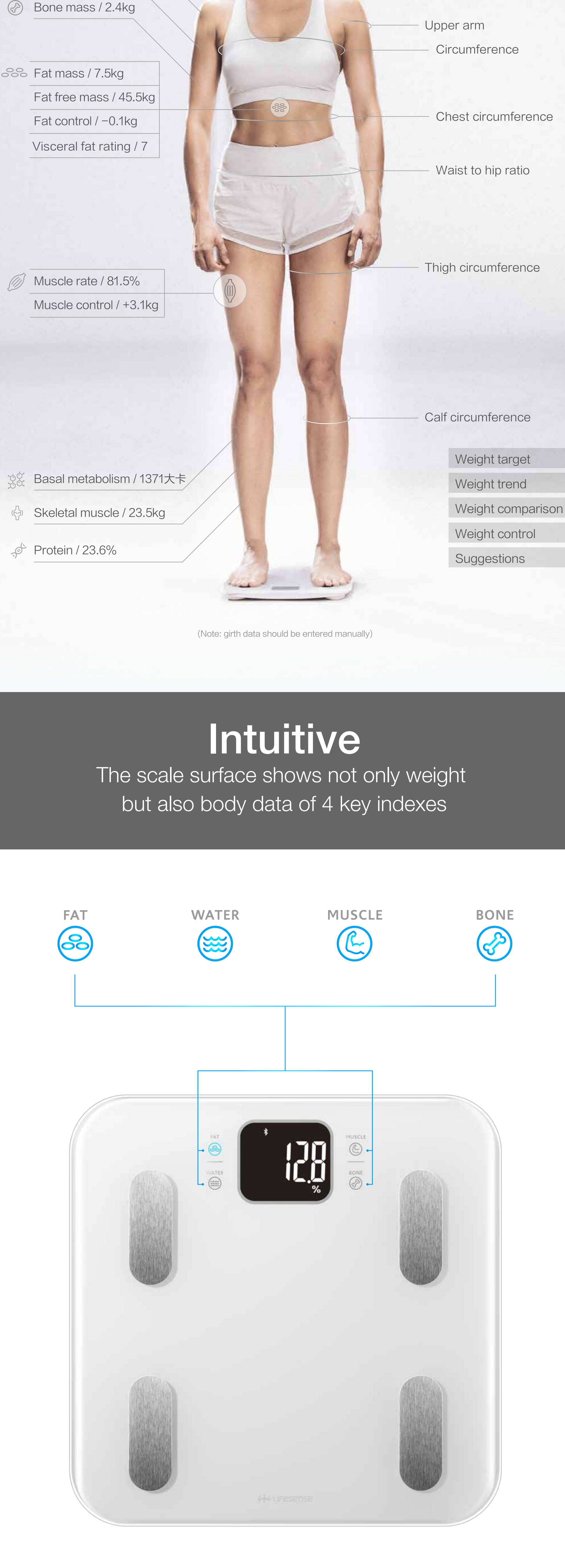
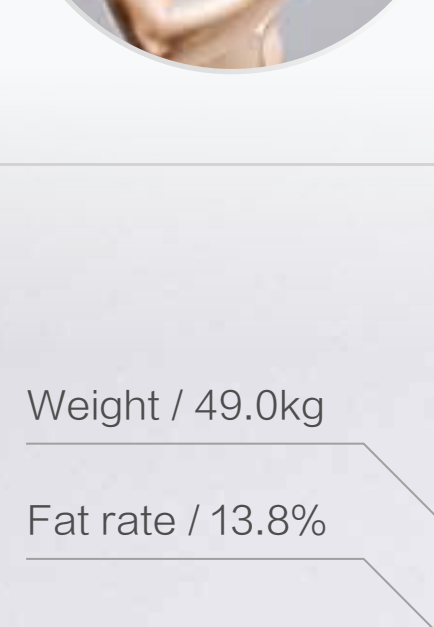
Measurement within 3
display results

3

seconds



Know more about yourself, starting from your body. Our online body scan helps you understand



most used weight value

Users need to pair the device through basic information such as gender and age.

Safe
300*300 enlarged scale plus 5mm tempered glass creates comfortable and safe measuring experience

100




100

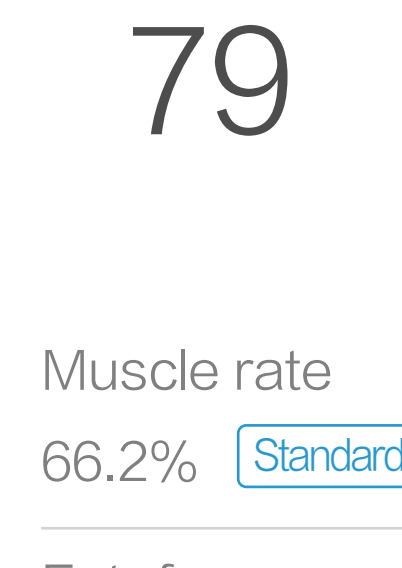
Endure load-bearing tests
at 150kg class for 5000 times
strong and durable

Smart

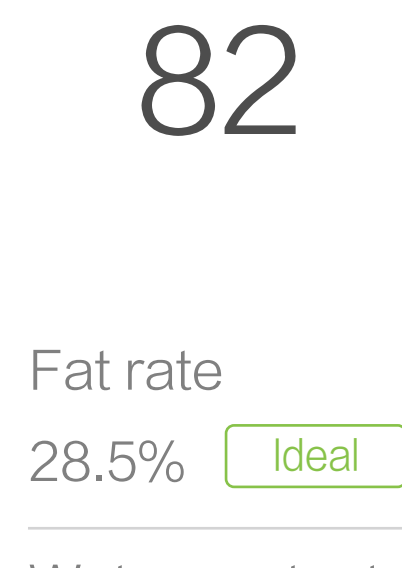
Satisfy needs of various users internationally

One S9 scale can pair with and identify four users, assigning data automatically, no need for manual switching

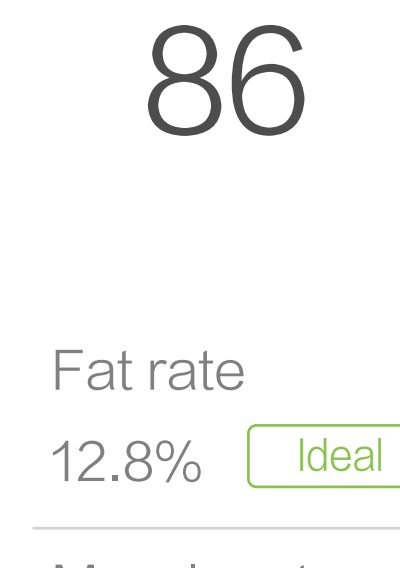




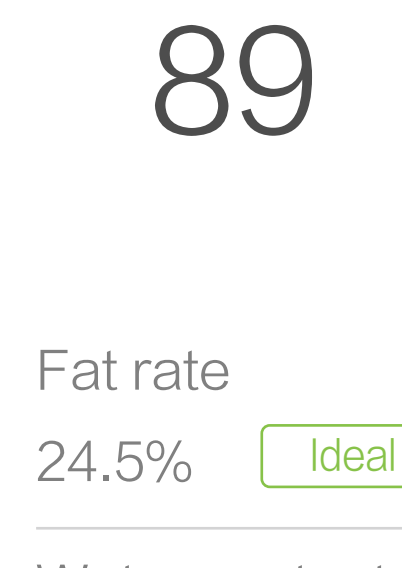
Father
Age / 52岁
Score
79



Mother
Age / 49岁
Score
82



Son
Age / 27岁
Score
86



Daughter
Age / 25岁
Score
89

Muscle rate 66.2% Standard	Fat rate 28.5% Ideal	Fat rate 12.8% Ideal	Fat rate 24.5% Ideal
Fat-free mass 36.3kg Ideal	Water content 58.1% Standard	Muscle rate 70.4% Ideal	Water content 49.9% Standard
Visceral fat rating 4 Ideal	Protein 23.6% Ideal	Basal metabolism 1551 Ideal	Protein 16.5% Ideal

Remark: Please complete account registration and pair with equipment per request on Lifesense APP

Multiple units available for display

Satisfy needs of various users from domestic and abroad

96.2
斤

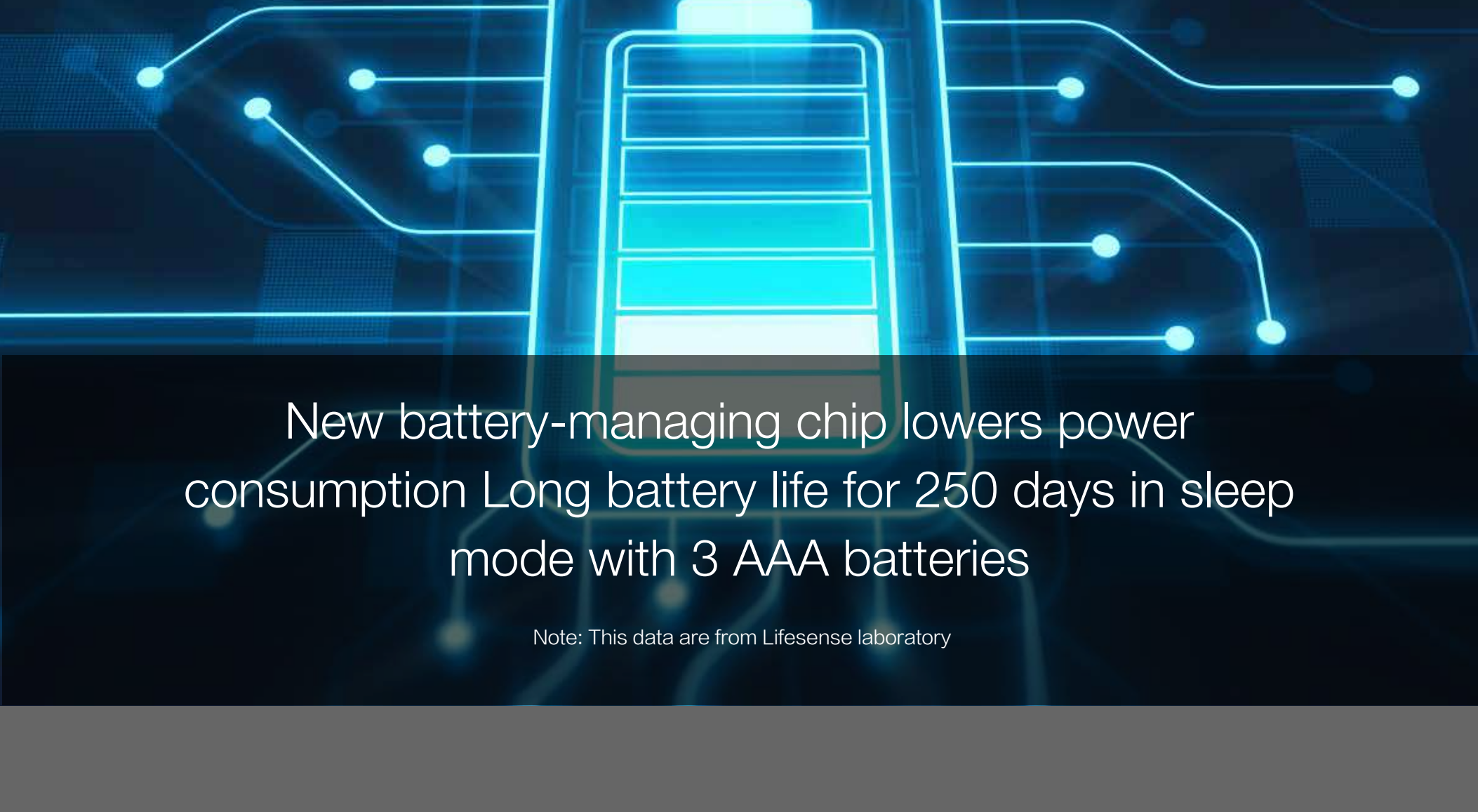
48.1
kg

106.0
lb

7.80
stone



Ultra-long battery life of 250 days



New battery-managing chip lowers power consumption Long battery life for 250 days in sleep mode with 3 AAA batteries

Note: This data are from Lifesense laboratory

Two colors available for you!



White



Black

Specifications

Model: Lifesense Smart Scale S9

Range of measurement: 2.5kg—150kg

Responding range: 5kg—15kg

Battery: 3*AAA batteries

Scale size: 300*300*25mm

Unit: 斤 / kilogram / kg / lb / st

Connection: Bluetooth 4.0

Display results on the scale: Weight, body fat rate, muscle rate, water content, bone mass


Applicable to



IOS8.0and above



Android4.3and above

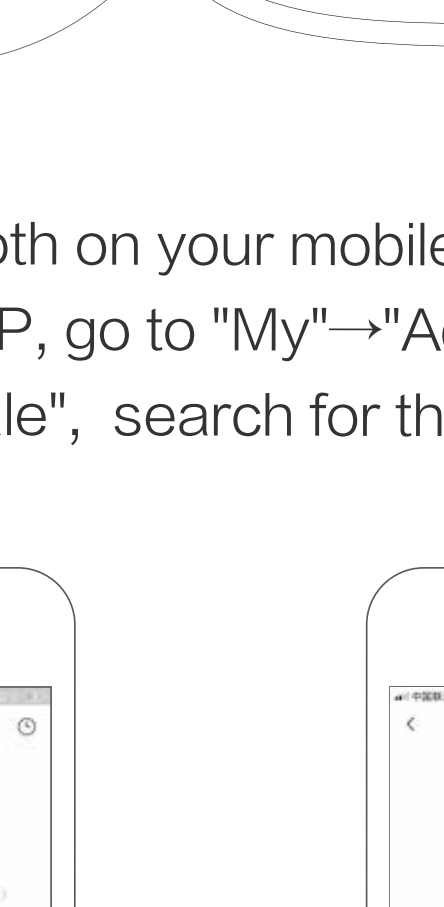


Bluetooth 4.0 and above

Note: As mobile phone OEMs optimize Android system frequently, the device may not be applicable to a few phones. In this case, please contact customer services of mobile phone OEMs

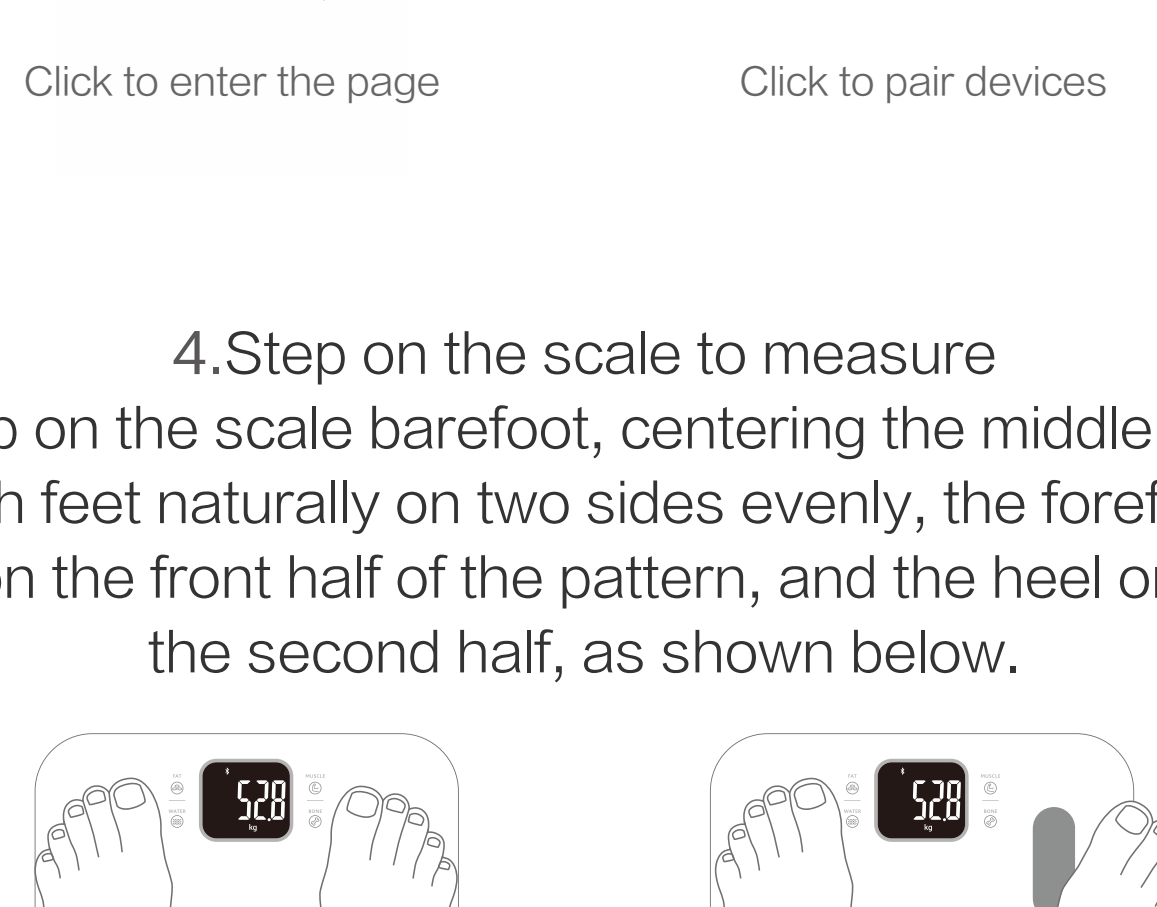
Lifesense smart scale Instructions

1.App installation :
Scan or search in each App market for the [Lifesense] App to install

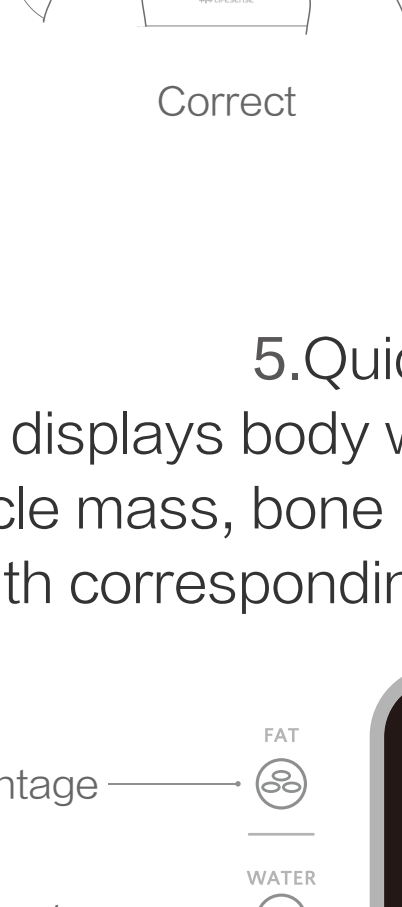


[Lifesense] APP

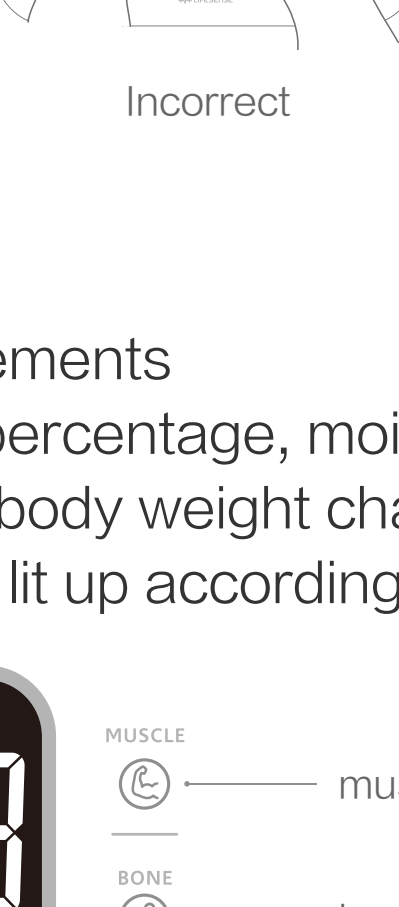
2.Remove the battery insulation sheet at the bottom of the scale body to energize the scale;



3.Turn on Bluetooth on your mobile phone, enter the [Lifesense] APP, go to "My"→"Add New Device"→"Lifesense Smart Scale", search for the scale and pair with it.




Click to enter the page

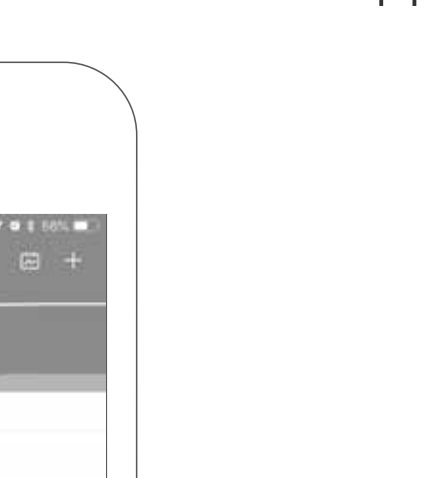


Click to pair devices

4.Step on the scale to measure
Step on the scale barefoot, centering the middle with both feet naturally on two sides evenly, the forefoot on the front half of the pattern, and the heel on the second half, as shown below.



Correct

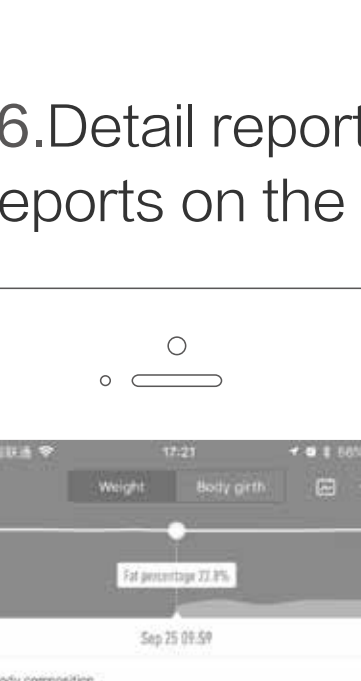


Incorrect

5.Quick measurements
The scale displays body weight, fat percentage, moisture rate, muscle mass, bone mass, and body weight change, with corresponding indicator lit up accordingly.

fat percentage

moisture rate



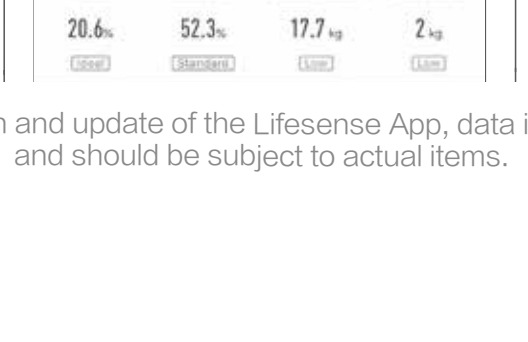
MUSCLE

BONE

muscle mass

bone mass

6.Detail report
View detailed reports on the Lifesense App.



Note: Due to fast iteration and update of the Lifesense App, data items shown may change and should be subject to actual items.